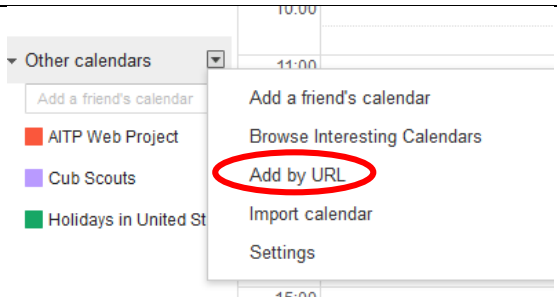
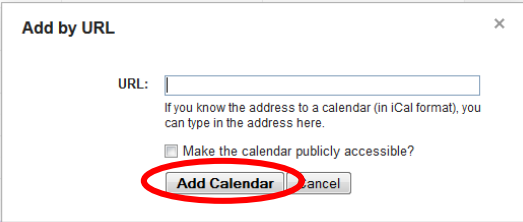
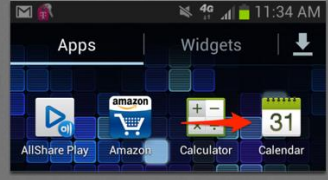



Android

Subscribe to Challenger Google Calendar

To be able to view the Challenger calendar on your Android device you must have a Google account.	
Go to calendar.google.com and log in.	
On the left of your screen you will see "Other calendars". Click on the small arrow next to it, then click on "Add by URL".	
In the box that pops up, enter the address for the Challenger calendar and click the "Add Calendar" button. The calendar address is in the box below.	
https://calendar.google.com/calendar/ical/challengerkalamazoo%40gmail.com/public/basic.ics	
Open the calendar app on your Android device.	
Click "Calendars" (You may have to click "Settings" first)	
Make sure the check box next to the Challenger calendar in the is checked list to have it display on your calendar. (You may have to click "Display" to see the check boxes) Click done or save or just exit, depending on your version of Android to go back to the calendar and view the events from Challenger on your calendar.	